

Population  
76.000

Location  
Block 44

Study area  
1.5 ha

Site area  
1 ha

## Theme

The intention of the assignment is to study the combining of efficiency with a social environment, with people in different phases of their lives. This means creating a socially rich community of children, students, adults, and the elderly. The location is demanding, a grid block bordered by streets, on the edge of the city centre. The housing should be socially sustainable, with solutions supporting a communal spirit breeding social responsibility. The development project allows for functional diversity, creating a comfortable environment using elements from the old buildings.

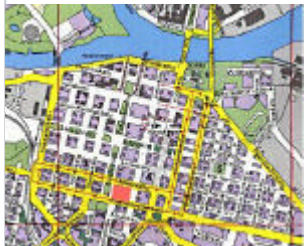


## Conurbation

The city of Pori needs a new use for a centrally located block that was previously reserved for a public building. The city owns the parts of the block facing the tree-lined street. The location is important in the townscape, and currently in inefficient use. The empty lots devalue the environment. The main intention is to find fresh and innovative solutions for a high quality housing block that fits in with the surroundings.

## Site

The competition site is located on the edge of the grid plan centre of Pori, at the southern end of a park axis. To the west of the park axis there are mostly housing blocks, and to the east service blocks of the city centre. About half the block is used for ground level parking. There are old one-storey wooden houses and a two-storey stone building on the south side of the block. There is also a business and office building, representing the more recent building stock of the city centre, that takes up one of the lots in the block.



## Programme

The block should be in efficient use as a high quality quality housing area with a character of its own. The solutions must make use of and complement the qualities of the existing townscape, and provide comfortable, secure surroundings for residents of different generations and in different phases of their lives.

The aim of the competition is to find fresh and innovative solutions that will update current planning and implementing procedures.

## Issues

**functional** : The completed block will have from 23,000 to 30,000 m2 of floor area, mostly for housing. The block will be constructed in several separate stages which should not exceed 3,000 or 4,000 m2.

**social** : The block provides potential for a resident community where people of different generations and in different phases of their lives should feel safe and comfortable. Moving through public to semi-public to private space within the block should give a special character. Arrangement of the buildings and yards should promote a sense of community.

**perceptual** : The block of housing should complement the townscape with its harmonious and appealing masses, forms, and colours. Interesting details, materials, greenery, etc. with other outdoor elements should contribute to the whole. Services should be on ground floor.

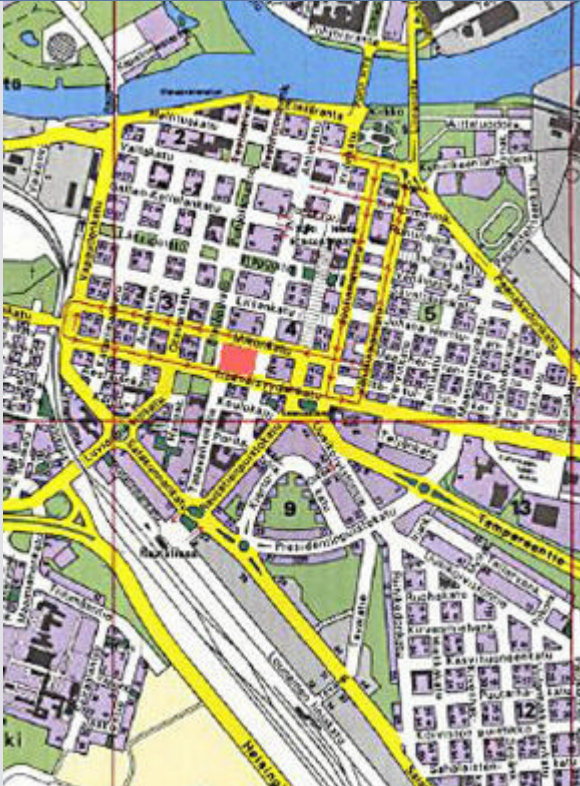


theme

conurbation / site

programme / issues

screens 1 / 2 / 3 / 4



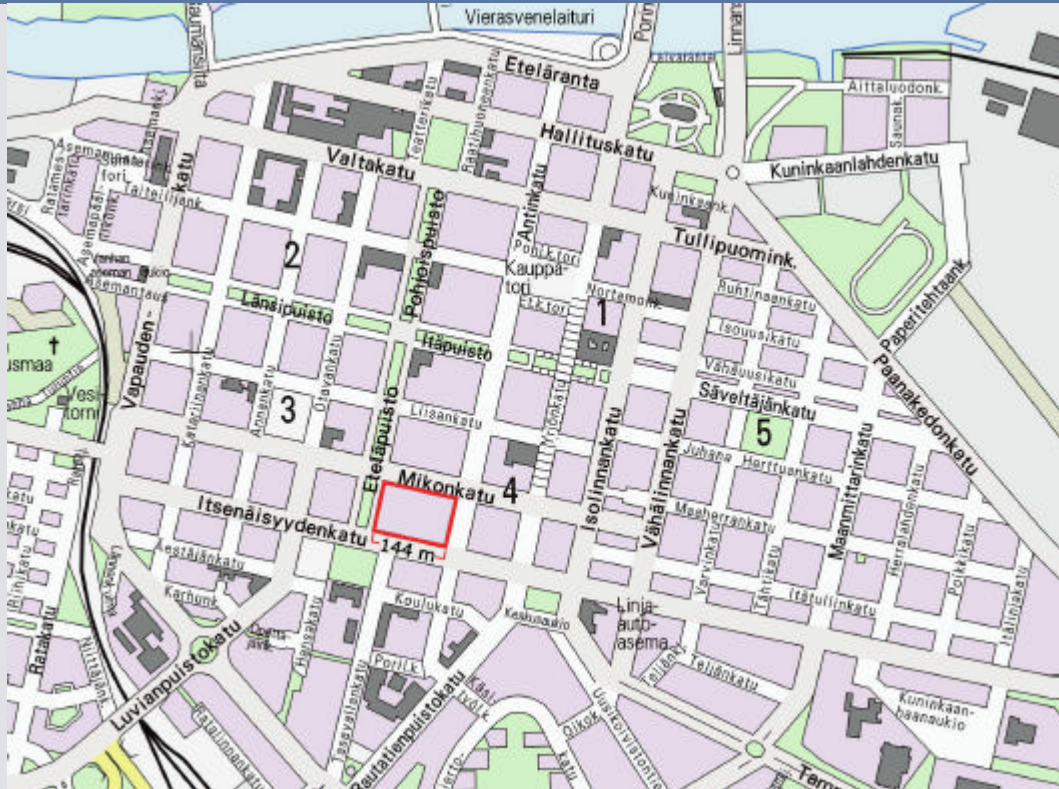


theme

conurbation / site

programme / issues

screens 1 / 2 / 3 / 4



theme

conurbation / site

programme / issues

screens 1 / 2 / 3 / 4

